

# Paradoxes of Probabilistic Programming

and how to condition on events of measure zero with infinitesimal probabilities  
(to appear at POPL'21)

Jules Jacobs

TU Delft  $\mapsto$  Radboud University Nijmegen  
julesjacobs@gmail.com

These slides: [julesjacobs.com/slides/measurezero.pdf](https://julesjacobs.com/slides/measurezero.pdf)

November 25, 2020

# Probabilistic programming

- ▶ Domain specific language for statistical and machine learning models
- ▶ Normal programming language extended with rand, observe, and run

# Probabilistic programming

## Example:

- ▶ Men's height is distributed according to  $Normal(1.8, 0.5)$  meters
- ▶ Women's height is distributed according to  $Normal(1.7, 0.5)$  meters
- ▶ A scientist randomly samples a man and a woman and compares their height
- ▶ The scientist tells us that the heights are equal

**Question:** What's the expected value of the height in this situation?

# Probabilistic programming

## Example:

- ▶ Men's height is distributed according to  $Normal(1.8, 0.5)$  meters
- ▶ Women's height is distributed according to  $Normal(1.7, 0.5)$  meters
- ▶ A scientist randomly samples a man and a woman and compares their height
- ▶ The scientist tells us that the heights are equal

**Question:** What's the expected value of the height in this situation?

```
function meters(){  
  h = rand(Normal(1.7, 0.5))  
  observe(Normal(1.8, 0.5), h)  
  return h  
}  
  
samples = run(meters, 1000)  
estimate = average(samples)
```

**Answer:**  $\approx 1.75$

# Probabilistic programming

## Example:

- ▶ Men's height is distributed according to  $Normal(1.8, 0.5)$  meters
- ▶ Women's height is distributed according to  $Normal(1.7, 0.5)$  meters
- ▶ A scientist randomly samples a man and a woman and compares their height
- ▶ The scientist tells us that the heights are equal

**Question:** What's the expected value of the height in this situation?

```
function meters(){  
  h = rand(Normal(1.7, 0.5))  
  observe(Normal(1.8, 0.5), h)  
  return h  
}  
samples = run(meters, 1000)  
estimate = average(samples)
```

**Answer:**  $\approx 1.75$

```
function centimeters(){  
  h = rand(Normal(170, 50))  
  observe(Normal(180, 50), h)  
  return h  
}  
samples = run(meters, 1000)  
estimate = average(samples)
```

**Answer:**  $\approx 175$

## Paradox 1

**Suppose the scientist is lazy, and only does the measurement half of the time...**

## Paradox 1

Suppose the scientist is lazy, and only does the measurement half of the time...

Meters:

```
h = rand(Normal(1.7, 0.5))
if(flip(0.5)){
  observe(Normal(1.8, 0.5), h)
}
return h
```

Answer:  $\approx 1.721$

## Paradox 1

Suppose the scientist is lazy, and only does the measurement half of the time...

**Meters:**

```
h = rand(Normal(1.7, 0.5))
if(flip(0.5)){
  observe(Normal(1.8, 0.5), h)
}
return h
```

**Answer:**  $\approx 1.721$

**Centimeters:**

```
h = rand(Normal(170, 50))
if(flip(0.5)){
  observe(Normal(180, 50), h)
}
return h
```

**Answer:**  $\approx 170.2$

- ▶ The answer depends on whether the scientist uses meters or centimeters!



## Paradox 1

Suppose the scientist is lazy, and only does the measurement half of the time...

**Meters:**

```
h = rand(Normal(1.7, 0.5))
if(flip(0.5)){
  observe(Normal(1.8, 0.5), h)
}
return h
```

**Answer:**  $\approx 1.721$

**Centimeters:**

```
h = rand(Normal(170, 50))
if(flip(0.5)){
  observe(Normal(180, 50), h)
}
return h
```

**Answer:**  $\approx 170.2$

- ▶ The answer depends on whether the scientist uses meters or centimeters!
- ▶ Happens if we run this with importance sampling in Anglican

## Paradox 1

Suppose the scientist is lazy, and only does the measurement half of the time...

**Meters:**

```
h = rand(Normal(1.7, 0.5))
if(flip(0.5)){
  observe(Normal(1.8, 0.5), h)
}
return h
```

**Answer:**  $\approx 1.721$

**Centimeters:**

```
h = rand(Normal(170, 50))
if(flip(0.5)){
  observe(Normal(180, 50), h)
}
return h
```

**Answer:**  $\approx 170.2$

- ▶ The answer depends on whether the scientist uses meters or centimeters!
- ▶ Happens if we run this with importance sampling in Anglican
- ▶ The issue is fundamental and not limited to Anglican

## Paradox 1

Suppose the scientist is lazy, and only does the measurement half of the time...

**Meters:**

```
h = rand(Normal(1.7, 0.5))
if(flip(0.5)){
  observe(Normal(1.8, 0.5), h)
}
return h
```

**Answer:**  $\approx 1.721$

**Centimeters:**

```
h = rand(Normal(170, 50))
if(flip(0.5)){
  observe(Normal(180, 50), h)
}
return h
```

**Answer:**  $\approx 170.2$

- ▶ The answer depends on whether the scientist uses meters or centimeters!
- ▶ Happens if we run this with importance sampling in Anglican
- ▶ The issue is fundamental and not limited to Anglican
- ▶ Even happens in formal operational semantics (e.g. Commutative or Quasi-Borel)

## Paradox 1

Suppose the scientist is lazy, and only does the measurement half of the time...

**Meters:**

```
h = rand(Normal(1.7, 0.5))
if(flip(0.5)){
  observe(Normal(1.8, 0.5), h)
}
return h
```

**Answer:**  $\approx 1.721$

**Centimeters:**

```
h = rand(Normal(170, 50))
if(flip(0.5)){
  observe(Normal(180, 50), h)
}
return h
```

**Answer:**  $\approx 170.2$

- ▶ The answer depends on whether the scientist uses meters or centimeters!
- ▶ Happens if we run this with importance sampling in Anglican
- ▶ The issue is fundamental and not limited to Anglican
- ▶ Even happens in formal operational semantics (e.g. Commutative or Quasi-Borel)
- ▶ Unclear what the answer *should* be, or whether this program should be disallowed

## Paradox 2

**Objection:** you shouldn't do observe a variable number of times based on coin flip

**Suppose the scientist is drunk, and measures the weight half of the time...**

## Paradox 2

**Objection:** you shouldn't do observe a variable number of times based on coin flip

**Suppose the scientist is drunk, and measures the weight half of the time...**

```
h = rand(Normal(1.7, 0.5))
w = rand(Normal(60, 10))
if(flip(0.5)){
  observe(Normal(1.8, 0.5), h)
}else{
  observe(Normal(70, 10), w)
}
return h
```

Answer:  $\approx 1.75$

## Paradox 2

**Objection:** you shouldn't do observe a variable number of times based on coin flip

**Suppose the scientist is drunk, and measures the weight half of the time...**

```
h = rand(Normal(1.7, 0.5))
w = rand(Normal(60, 10))
if(flip(0.5)){
  observe(Normal(1.8, 0.5), h)
}else{
  observe(Normal(70, 10), w)
}
return h
```

Answer:  $\approx 1.75$

```
h = rand(Normal(170, 50))
w = rand(Normal(60, 10))
if(flip(0.5)){
  observe(Normal(180, 50), h)
}else{
  observe(Normal(70, 10), w)
}
return h
```

Answer:  $\approx 170$

- ▶ The same number of observes regardless of the outcome of the coin flip
- ▶ The output still depends on whether we use meters or centimeters

## Paradox 3

**Objection:** you shouldn't do observe inside a conditional

**Suppose the scientist uses a ruler marked in log scale...**



## Paradox 3

**Objection:** you shouldn't do observe inside a conditional

**Suppose the scientist uses a ruler marked in log scale...**

**Original program:**

```
h = rand(Normal(1.7,0.5))  
observe(Normal(1.8,0.5),h)  
return h
```

**Answer:** 1.75

## Paradox 3

**Objection:** you shouldn't do observe inside a conditional

**Suppose the scientist uses a ruler marked in log scale...**

**Original program:**

```
h = rand(Normal(1.7,0.5))
observe(Normal(1.8,0.5),h)
return h
```

**Answer:** 1.75

**Logarithmic ruler program:**

```
H = rand(LogNormal(1.7,0.5))
observe(LogNormal(1.8,0.5),H)
return log(H)
```

**Answer:** 1.62

- ▶ Whether we use linear scale or log scale shouldn't matter, just like meters or centimeters shouldn't matter

## Paradox 3

**Objection:** you shouldn't do observe inside a conditional

**Suppose the scientist uses a ruler marked in log scale...**

**Original program:**

```
h = rand(Normal(1.7,0.5))
observe(Normal(1.8,0.5),h)
return h
```

**Answer:** 1.75

**Logarithmic ruler program:**

```
H = rand(LogNormal(1.7,0.5))
observe(LogNormal(1.8,0.5),H)
return log(H)
```

**Answer:** 1.62

- ▶ Whether we use linear scale or log scale shouldn't matter, just like meters or centimeters shouldn't matter
- ▶ No conditionals at all, but the output still depends on the scale we use

## Paradox 3

**Objection:** you shouldn't do observe inside a conditional

**Suppose the scientist uses a ruler marked in log scale...**

**Original program:**

```
h = rand(Normal(1.7,0.5))
observe(Normal(1.8,0.5),h)
return h
```

**Answer:** 1.75

**Logarithmic ruler program:**

```
H = rand(LogNormal(1.7,0.5))
observe(LogNormal(1.8,0.5),H)
return log(H)
```

**Answer:** 1.62

- ▶ Whether we use linear scale or log scale shouldn't matter, just like meters or centimeters shouldn't matter
- ▶ No conditionals at all, but the output still depends on the scale we use
- ▶ What do probabilistic programs really mean?

## Paradox 3

**Objection:** you shouldn't do observe inside a conditional

**Suppose the scientist uses a ruler marked in log scale...**

**Original program:**

```
h = rand(Normal(1.7,0.5))
observe(Normal(1.8,0.5),h)
return h
```

**Answer:** 1.75

**Logarithmic ruler program:**

```
H = rand(LogNormal(1.7,0.5))
observe(LogNormal(1.8,0.5),H)
return log(H)
```

**Answer:** 1.62

- ▶ Whether we use linear scale or log scale shouldn't matter, just like meters or centimeters shouldn't matter
- ▶ No conditionals at all, but the output still depends on the scale we use
- ▶ What do probabilistic programs really mean?
- ▶ What does probabilistic conditioning really mean?

## Paradox 3

**Objection:** you shouldn't do observe inside a conditional

**Suppose the scientist uses a ruler marked in log scale...**

**Original program:**

```
h = rand(Normal(1.7,0.5))
observe(Normal(1.8,0.5),h)
return h
```

**Answer:** 1.75

**Logarithmic ruler program:**

```
H = rand(LogNormal(1.7,0.5))
observe(LogNormal(1.8,0.5),H)
return log(H)
```

**Answer:** 1.62

- ▶ Whether we use linear scale or log scale shouldn't matter, just like meters or centimeters shouldn't matter
- ▶ No conditionals at all, but the output still depends on the scale we use
- ▶ What do probabilistic programs really mean?
- ▶ What does probabilistic conditioning really mean?
- ▶ Related to the Borel-Komolgorov paradox

# Overview

## Problem:

- ▶ Probabilistic programs are not invariant under parameter transformations
- ▶ It's not clear what observe really means

# Overview

## Problem:

- ▶ Probabilistic programs are not invariant under parameter transformations
- ▶ It's not clear what observe really means

## Key ideas:

1. Figure out what observe should do, by analogy with the discrete case
2. Change the language: observe conditions on *intervals* instead of points
3. Take interval width to be infinitesimally small to condition on measure zero events



# Overview

## Problem:

- ▶ Probabilistic programs are not invariant under parameter transformations
- ▶ It's not clear what `observe` really means

## Key ideas:

1. Figure out what `observe` should do, by analogy with the discrete case
2. Change the language: `observe` conditions on *intervals* instead of points
3. Take interval width to be infinitesimally small to condition on measure zero events

## Result:

- ▶ New language is invariant under arbitrary parameter transformations
- ▶ Programs have clear probabilistic meaning via *rejection sampling*
- ▶ Implemented as a DSL in Julia

## Probabilistic programming 101: manual rejection sampling

Someone: “I rolled three dice  $x, y, z \in \{1, 2, 3, 4, 5, 6\}$  and observed that  $x + y = z$ .”

What's the probability distribution of  $x$  now?

## Probabilistic programming 101: manual rejection sampling

Someone: “I rolled three dice  $x, y, z \in \{1, 2, 3, 4, 5, 6\}$  and observed that  $x + y = z$ .”

What's the probability distribution of  $x$  now? Use **rejection sampling**:

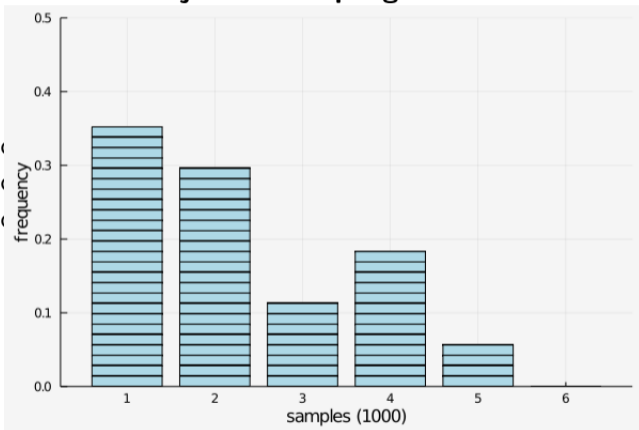
```
samples = []
for(i in 1..1000){
  x = rand(DiscreteUniform(1,6))
  y = rand(DiscreteUniform(1,6))
  z = rand(DiscreteUniform(1,6))
  if(z == x + y){
    samples.append(x)
  }
}
```

## Probabilistic programming 101: manual rejection sampling

Someone: "I rolled three dice  $x, y, z \in \{1, 2, 3, 4, 5, 6\}$  and observed that  $x + y = z$ ."

What's the probability distribution of  $x$  now? Use **rejection sampling**:

```
samples = []
for(i in 1..1000){
  x = rand(DiscreteUnif(1,6))
  y = rand(DiscreteUnif(1,6))
  z = rand(DiscreteUnif(1,6))
  if(z == x + y){
    samples.append(x)
  }
}
```

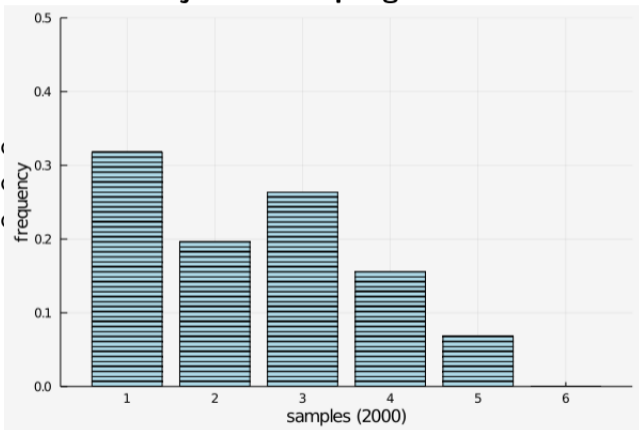


## Probabilistic programming 101: manual rejection sampling

Someone: "I rolled three dice  $x, y, z \in \{1, 2, 3, 4, 5, 6\}$  and observed that  $x + y = z$ ."

What's the probability distribution of  $x$  now? Use **rejection sampling**:

```
samples = []
for(i in 1..1000){
  x = rand(DiscreteUnif(1,6))
  y = rand(DiscreteUnif(1,6))
  z = rand(DiscreteUnif(1,6))
  if(z == x + y){
    samples.append(x)
  }
}
```

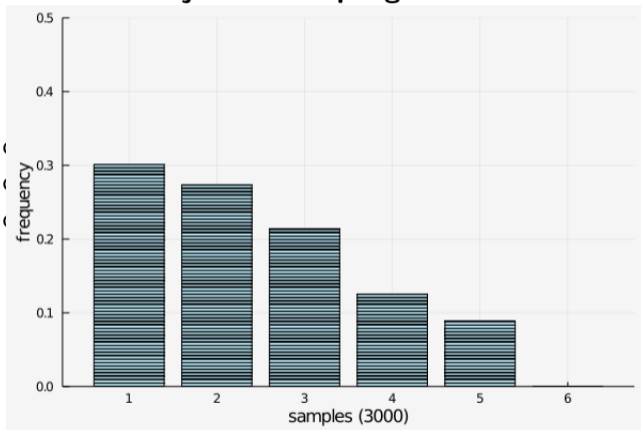


## Probabilistic programming 101: manual rejection sampling

Someone: "I rolled three dice  $x, y, z \in \{1, 2, 3, 4, 5, 6\}$  and observed that  $x + y = z$ ."

What's the probability distribution of  $x$  now? Use **rejection sampling**:

```
samples = []
for(i in 1..1000){
  x = rand(DiscreteUnif(1,6))
  y = rand(DiscreteUnif(1,6))
  z = rand(DiscreteUnif(1,6))
  if(z == x + y){
    samples.append(x)
  }
}
```

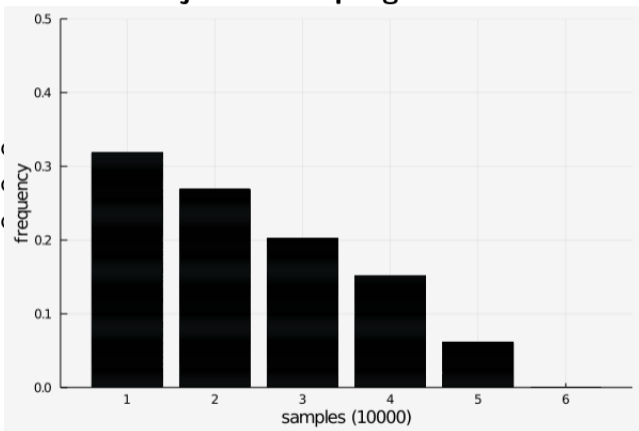


## Probabilistic programming 101: manual rejection sampling

Someone: "I rolled three dice  $x, y, z \in \{1, 2, 3, 4, 5, 6\}$  and observed that  $x + y = z$ ."

What's the probability distribution of  $x$  now? Use **rejection sampling**:

```
samples = []
for(i in 1..1000){
  x = rand(DiscreteUnif(1,6))
  y = rand(DiscreteUnif(1,6))
  z = rand(DiscreteUnif(1,6))
  if(z == x + y){
    samples.append(x)
  }
}
```

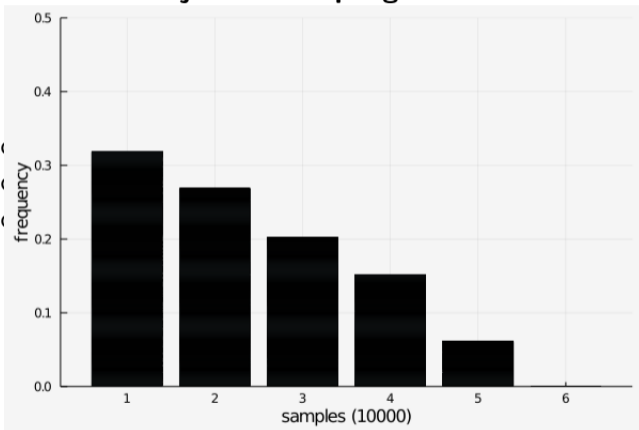


## Probabilistic programming 101: manual rejection sampling

Someone: "I rolled three dice  $x, y, z \in \{1, 2, 3, 4, 5, 6\}$  and observed that  $x + y = z$ ."

What's the probability distribution of  $x$  now? Use **rejection sampling**:

```
samples = []
for(i in 1..1000){
  x = rand(DiscreteUnif(1,6))
  y = rand(DiscreteUnif(1,6))
  z = rand(DiscreteUnif(1,6))
  if(z == x + y){
    samples.append(x)
  }
}
```



**Key idea of PP:** answer probabilistic inference questions by repeated simulation + filtering

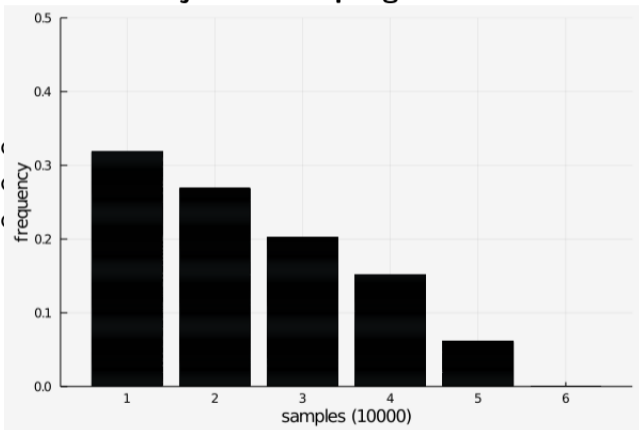


## Probabilistic programming 101: manual rejection sampling

Someone: "I rolled three dice  $x, y, z \in \{1, 2, 3, 4, 5, 6\}$  and observed that  $x + y = z$ ."

What's the probability distribution of  $x$  now? Use **rejection sampling**:

```
samples = []
for(i in 1..1000){
  x = rand(DiscreteUnif(1,6))
  y = rand(DiscreteUnif(1,6))
  z = rand(DiscreteUnif(1,6))
  if(z == x + y){
    samples.append(x)
  }
}
```



**Key idea of PP:** answer probabilistic inference questions by repeated simulation + filtering  
 $\implies$  **Probabilistic Programming Language = DSL for probabilistic simulations**

## Probabilistic programming 101: DSL for rejection sampling

### Probabilistic programming language:

- ▶ Normal programming language + `rand(D)`
- ▶ `observe(b)` – filtering/conditioning
- ▶ `run(func, k)` – run simulation  
`func()`  $k$  times, return array of samples

## Probabilistic programming 101: DSL for rejection sampling

### Probabilistic programming language:

- ▶ Normal programming language + `rand(D)`
- ▶ `observe(b)` – filtering/conditioning
- ▶ `run(func, k)` – run simulation  
`func()`  $k$  times, return array of samples

```
function threeDice(){  
  x = rand(DiscreteUniform(1,6))  
  y = rand(DiscreteUniform(1,6))  
  z = rand(DiscreteUniform(1,6))  
  observe(z == x + y)  
  return x  
}  
samples = run(threeDice, 1000)
```

## Probabilistic programming 101: DSL for rejection sampling

### Probabilistic programming language:

- ▶ Normal programming language + `rand(D)`
- ▶ `observe(b)` – filtering/conditioning
- ▶ `run(func, k)` – run simulation  
`func()`  $k$  times, return array of samples

```
function threeDice(){
  x = rand(DiscreteUniform(1,6))
  y = rand(DiscreteUniform(1,6))
  z = rand(DiscreteUniform(1,6))
  observe(z == x + y)
  return x
}
samples = run(threeDice, 1000)
```

### DSL implementation:

```
weight = 1
function observe(b){
  if(!b) weight = 0
}
function run(func, k){
  samples = []
  for(i in 1..k){
    weight = 1
    result = func()
    if(weight == 1){
      samples.append(result)
    }
  }
  return samples
}
```

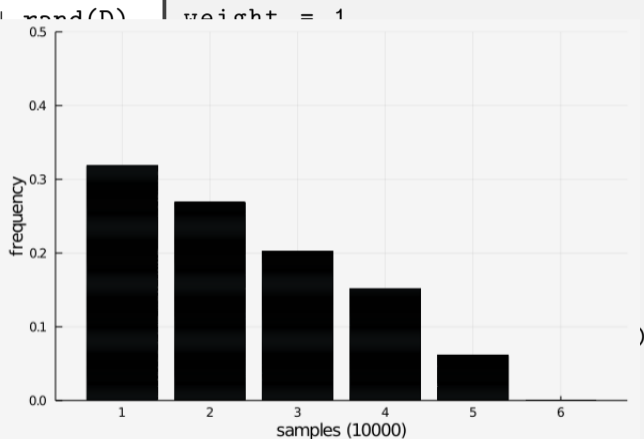
# Probabilistic programming 101: DSL for rejection sampling

## Probabilistic programming language:

- ▶ Normal programming language - `rand(D)`
- ▶ `observe(b)` - filtering/condition
- ▶ `run(func, k)` - run simulation `func()`  $k$  times, return array of

```
function threeDice(){  
  x = rand(DiscreteUniform  
  y = rand(DiscreteUniform  
  z = rand(DiscreteUniform  
  observe(z == x + y)  
  return x  
}  
samples = run(threeDice, 1000)
```

## DSL implementation:



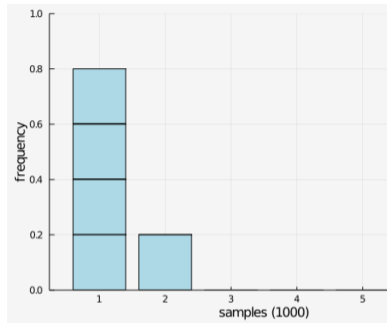
```
}
```

## Probabilistic programming 101

```
function multiDice(){
  x = rand(DiscreteUniform(1,6))
  for(i in 1:x){
    y = rand(DiscreteUniform(1,6))
    observe(rand(DiscreteUniform(1,y)) == 3)
  }
  observe(rand(DiscreteUniform(1,6))+x == 5)
  return x
}
samples = run(multiDice, 1000)
```

## Probabilistic programming 101

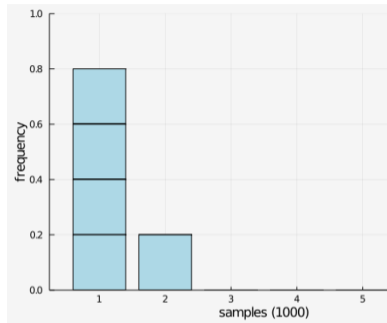
```
function multiDice(){  
  x = rand(DiscreteUniform(1,6))  
  for(i in 1:x){  
    y = rand(DiscreteUniform(1,6))  
    observe(rand(DiscreteUniform(1,y)) == 3)  
  }  
  observe(rand(DiscreteUniform(1,6))+x == 5)  
  return x  
}  
samples = run(multiDice, 1000)
```



## Probabilistic programming 101

```
function multiDice(){
  x = rand(DiscreteUniform(1,6))
  for(i in 1:x){
    y = rand(DiscreteUniform(1,6))
    observe(rand(DiscreteUniform(1,y)) == 3)
  }
  observe(rand(DiscreteUniform(1,6))+x == 5)
  return x
}
samples = run(multiDice, 1000)
```

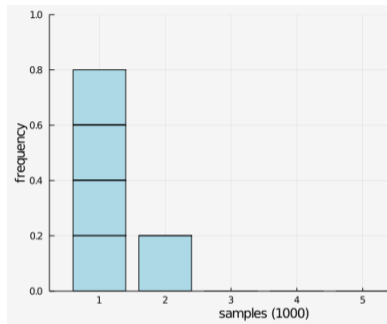
**Problem:** most samples get rejected  $\implies$  convergence is slow





## Probabilistic programming 101

```
function multiDice(){
  x = rand(DiscreteUniform(1,6))
  for(i in 1:x){
    y = rand(DiscreteUniform(1,6))
    observe(rand(DiscreteUniform(1,y)) == 3)
  }
  observe(rand(DiscreteUniform(1,6))+x == 5)
  return x
}
samples = run(multiDice, 1000)
```



**Problem:** most samples get rejected  $\implies$  convergence is slow

**Standard solution: importance sampling**

- ▶ change `observe(rand(D) == x)  $\mapsto$  observe(D,x)`
- ▶ `function observe(D,x){ weight *= probability(D,x) }`
- ▶ weights are now numbers between 0..1 instead of only 0,1
- ▶ run returns an array of weighted samples

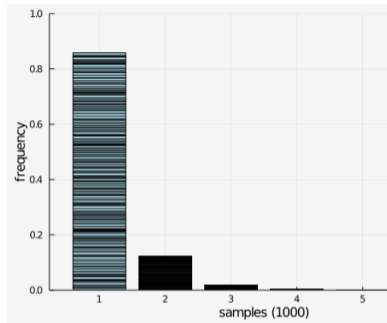
## Probabilistic programming 101: importance sampling

```
function multiDice(){
  x = rand(DiscreteUniform(1,6))
  for(i in 1:x){
    y = rand(DiscreteUniform(1,6))
    observe(DiscreteUniform(1,y), 3)
  }
  observe(DiscreteUniform(1,6), 5-x)
  return x
}
samples = run(multiDice, 1000)
```

**Problem:** most samples get rejected  $\implies$  convergence is slow

**Solution:**

- ▶ change `observe(rand(D) == x)  $\mapsto$  observe(D,x)`
- ▶ `function observe(D,x){ weight *= probability(D,x) }`
- ▶ weights are now numbers between 0..1 instead of only 0,1
- ▶ `run` returns an array of weighted samples



## Probabilistic programming 101: continuous distributions

Continuous distributions are problematic because  $\text{probability}(D, x) = 0$ .

When doing  $\text{observe}(D, x)$  for continuous distributions  $D$ ,

- ▶ Rejection sampling rejects 100% of the trials
- ▶ Importance sampling only produces trials with  $\text{weight} = 0$

## Probabilistic programming 101: continuous distributions

Continuous distributions are problematic because  $\text{probability}(D, x) = 0$ .

When doing  $\text{observe}(D, x)$  for continuous distributions  $D$ ,

- ▶ Rejection sampling rejects 100% of the trials
- ▶ Importance sampling only produces trials with  $\text{weight} = 0$

**Standard solution:** use the probability density function  $\text{pdf}(D, x)$  instead.

```
function observe(D, x) { weight *= probability(D, x) }
```

↪

```
function observe(D, x) { weight *= pdf(D, x) }
```

## Probabilistic programming 101: continuous distributions

Continuous distributions are problematic because  $\text{probability}(D, x) = 0$ .

When doing  $\text{observe}(D, x)$  for continuous distributions  $D$ ,

- ▶ Rejection sampling rejects 100% of the trials
- ▶ Importance sampling only produces trials with  $\text{weight} = 0$

**Standard solution:** use the probability density function  $\text{pdf}(D, x)$  instead.

```
function observe(D, x) { weight *= probability(D, x) }
```

↪

```
function observe(D, x) { weight *= pdf(D, x) }
```

**Intuition:**  $\text{pdf}(D, x) \propto$  the probability that  $\text{rand}(D)$  is close to  $x$ . **Formally:**

$$\text{cdf}(D, x) = \mathbb{P}[\text{rand}(D) < x] \qquad \text{pdf}(D, x) = \frac{d}{dx} \text{cdf}(D, x)$$

**End of probabilistic programming 101.**



## Probabilistic programming 101: continuous distributions

Continuous distributions are problematic because  $\text{probability}(D, x) = 0$ .

When doing  $\text{observe}(D, x)$  for continuous distributions  $D$ ,

- ▶ Rejection sampling rejects 100% of the trials
- ▶ Importance sampling only produces trials with  $\text{weight} = 0$

**Standard solution:** use the probability density function  $\text{pdf}(D, x)$  instead.

```
function observe(D, x) { weight *= probability(D, x) }
```

↪

```
function observe(D, x) { weight *= pdf(D, x) }
```

**Intuition:**  $\text{pdf}(D, x) \propto$  the probability that  $\text{rand}(D)$  is close to  $x$ . **Formally:**

$$\text{cdf}(D, x) = \mathbb{P}[\text{rand}(D) < x] \qquad \text{pdf}(D, x) = \frac{d}{dx} \text{cdf}(D, x)$$

**End of probabilistic programming 101.**

**Using the pdf instead of the probability is the source of the strange behaviour!**



## What went wrong: conditionals

Recall the drunk scientist:

```
if (flip(0.5)) {  
  observe(Normal(1.8, 0.5), h)  
} else {  
  observe(Normal(70, 10), w)  
}
```

```
function observe(D, x) {  
  weight *= pdf(D, x)  
}
```

## What went wrong: conditionals

Recall the drunk scientist:

```
if (flip(0.5)) {  
  observe(Normal(1.8, 0.5), h)  
} else {  
  observe(Normal(70, 10), w)  
}
```

```
function observe(D, x) {  
  weight *= pdf(D, x)  
}
```

- ▶ An `observe(D, x)` call multiplies the weight by  $\text{pdf}(D, x)$
- ▶ The pdf is not unitless!  $\text{pdf}(\text{Normal}(\mu, \sigma), x) = \frac{1}{\sigma\sqrt{2\pi}} e^{-\frac{1}{2}\left(\frac{x-\mu}{\sigma}\right)^2}$
- ▶ The weight has units  $m^{-1}$  in some trials and  $kg^{-1}$  in other trials
- ▶ Results in unit errors when computing the weighted average:

$$\mathbb{E}[bmi] \approx \frac{\sum_{k=1}^N (\text{weight}_k) \cdot (\text{bmi}_k)}{\sum_{k=1}^N (\text{weight}_k)}$$

- ▶ **The sum adds  $m^{-1} + kg^{-1}$ !**



## What went wrong: nonlinear parameter transformations

Recall the log scale scientist:

`observe(Normal(1.8, 0.5), h)` vs `observe(LogNormal(1.8, 0.5), H)`

**Conditioning on events of measure zero is ambiguous!**

## What went wrong: nonlinear parameter transformations

Recall the log scale scientist:

`observe(Normal(1.8, 0.5), h)` vs `observe(LogNormal(1.8, 0.5), H)`

**Conditioning on events of measure zero is ambiguous!**

$$A_\epsilon = \{(x, y) \in \mathbb{R}^2 : |x - y| \leq \epsilon\}$$

$$B_\epsilon = \{(x, y) \in \mathbb{R}^2 : |\exp(x) - \exp(y)| \leq \epsilon\}$$

## What went wrong: nonlinear parameter transformations

Recall the log scale scientist:

observe(Normal(1.8, 0.5), h) vs observe(LogNormal(1.8, 0.5), H)

**Conditioning on events of measure zero is ambiguous!**

$$A_\epsilon = \{(x, y) \in \mathbb{R}^2 : |x - y| \leq \epsilon\}$$

$$B_\epsilon = \{(x, y) \in \mathbb{R}^2 : |\exp(x) - \exp(y)| \leq \epsilon\}$$

“Although the sequences  $A_\epsilon$  and  $B_\epsilon$  tend to the same limit “ $x = y$ ”, the conditional densities  $\mathbb{P}(x|A_\epsilon)$  and  $\mathbb{P}(x|B_\epsilon)$  tend to different limits. As we see from this, merely to specify “ $x = y$ ” without any qualifications is ambiguous. Whenever we have a probability density on one space and we wish to generate from it one on a subspace of measure zero, the only safe procedure is to pass to an explicitly defined limit by a process like  $A_\epsilon$  and  $B_\epsilon$ . In general, the final result will and must depend on which limiting operation was specified. This is extremely counter-intuitive at first hearing; yet it becomes obvious when the reason for it is understood.”

– E.T. Jaynes (paraphrased)

## Solution: don't condition on measure zero events

**Problem:** conditioning on events of measure zero is ambiguous.

**Solution:** condition on intervals.

```
observe(D, Interval(x, w))
```

**Meaning:**  $\text{rand}(D)$  is in an interval of width  $w$  around  $x$ .

## Solution: don't condition on measure zero events

**Problem:** conditioning on events of measure zero is ambiguous.

**Solution:** condition on intervals.

```
observe(D, Interval(x,w))
```

**Meaning:**  $\text{rand}(D)$  is in an interval of width  $w$  around  $x$ .

### Rejection sampling:

```
function observe(D,I){  
  if(abs(rand(D) - I.midpoint) > I.width/2){ weight = 0 }  
}
```

## Solution: don't condition on measure zero events

**Problem:** conditioning on events of measure zero is ambiguous.

**Solution:** condition on intervals.

```
observe(D, Interval(x,w))
```

**Meaning:**  $\text{rand}(D)$  is in an interval of width  $w$  around  $x$ .

**Rejection sampling:**

```
function observe(D,I){  
  if(abs(rand(D) - I.midpoint) > I.width/2){ weight = 0 }  
}
```

**Importance sampling:**

```
function observe(D,I){ weight *= probability(D,I) }
```

For intervals,  $\text{probability}(D,I)$  is nonzero.

## Example of conditioning on intervals

### Example:

```
function centimeters(){
  h = rand(Normal(170, 50))
  if(flip(0.5)){
    observe(Normal(180, 10), Interval(h, 10))
  }
}

function meters(){
  h = rand(Normal(1.7, 0.5))
  if(flip(0.5)){
    observe(Normal(1.8, 0.1), Interval(h, 0.1))
  }
}
```

## Example of conditioning on intervals

### Example:

```
function centimeters(){
  h = rand(Normal(170, 50))
  if(flip(0.5)){
    observe(Normal(180, 10), Interval(h, 10))
  }
}

function meters(){
  h = rand(Normal(1.7, 0.5))
  if(flip(0.5)){
    observe(Normal(1.8, 0.1), Interval(h, 0.1))
  }
}
```

**Same output & no unit errors, even though observe is conditionally executed!**



## Example of conditioning on intervals

### Example:

```
function centimeters(){
  h = rand(Normal(170, 50))
  if(flip(0.5)){
    observe(Normal(180, 10), Interval(h, 10))
  }
}

function meters(){
  h = rand(Normal(1.7, 0.5))
  if(flip(0.5)){
    observe(Normal(1.8, 0.1), Interval(h, 0.1))
  }
}
```

**Same output & no unit errors, even though observe is conditionally executed!**  
**Rejection sampling and importance sampling converge to the same answer!**

Take the limit

**We still want to condition on measure zero events**

## Take the limit

**We still want to condition on measure zero events**

**Idea:** parameterize the program by the width of the interval, and take the limit  $width \rightarrow 0$

## Take the limit

**We still want to condition on measure zero events**

**Idea:** parameterize the program by the width of the interval, and take the limit  $width \rightarrow 0$

```
function drunk(width){
  h = rand(Normal(1.7, 0.5))
  w = rand(Normal(60, 10))
  if(flip(0.5)){
    observe(Normal(1.8, 0.1), Interval(h, A*width))
  }else{
    observe(Normal(70, 10), Interval(w, B*width))
  }
}
```

**Since  $width$  is unitless, we must introduce constants  $A$  and  $B$  with units  $m$  and  $kg$ .**

**The relative size matters even as  $width \rightarrow 0$ !**

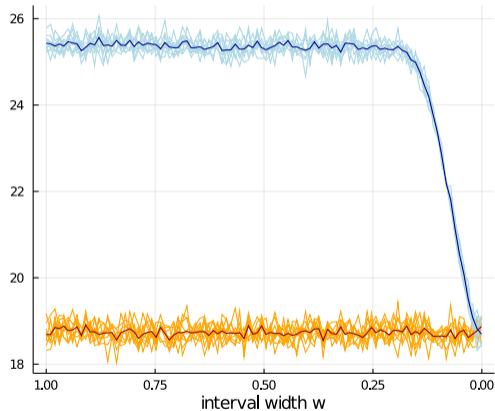
## Take the limit

**We still want to condition on measure zero events**

**Idea:** parameterize the program by the width of the interval, and take the limit  $width \rightarrow 0$

```
function drunk(width){
  h = rand(Normal(1.7, 0.5))
  w = rand(Normal(60, 10))
  if(flip(0.5)){
    observe(Normal(1.8, 0.1), Int
  }else{
    observe(Normal(70, 10), Inter
  }
}
```

**Since  $width$  is unitless, we must introduce constants  $A$  and  $B$  with units  $m$  and  $kg$ .  
The relative size matters even as  $width \rightarrow 0$ !**



## Take the limit

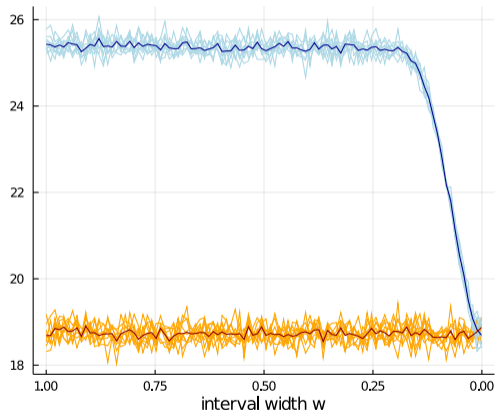
**We still want to condition on measure zero events**

**Idea:** parameterize the program by the width of the interval, and take the limit  $width \rightarrow 0$

```
function drunk(width){
  h = rand(Normal(1.7, 0.5))
  w = rand(Normal(60, 10))
  if(flip(0.5)){
    observe(Normal(1.8, 0.1), Int
  }else{
    observe(Normal(70, 10), Inter
  }
}
```

Since  $width$  is unitless, we must introduce constants  $A$  and  $B$  with units  $m$  and  $kg$ .  
The relative size matters even as  $width \rightarrow 0$ !

Can we compute the limit  $w \rightarrow 0$  directly?



# Infinitesimal numbers

## Definition

An infinitesimal number is a pair  $(r, n) \in \mathbb{R} \times \mathbb{Z}$ , which we write as  $r\epsilon^n$ .

# Infinitesimal numbers

## Definition

An infinitesimal number is a pair  $(r, n) \in \mathbb{R} \times \mathbb{Z}$ , which we write as  $r\epsilon^n$ .

Arithmetic with infinitesimals:

$$r\epsilon^n \pm s\epsilon^k = \begin{cases} (r \pm s)\epsilon^n & \text{if } n = k \\ r\epsilon^n & \text{if } n < k \\ \pm s\epsilon^k & \text{if } n > k \end{cases}$$

$$(r\epsilon^n) \cdot (s\epsilon^k) = (r \cdot s)\epsilon^{n+k}$$

$$(r\epsilon^n)/(s\epsilon^k) = \begin{cases} (r/s)\epsilon^{n-k} & \text{if } s \neq 0 \\ \text{undefined} & \text{if } s = 0 \end{cases}$$



## Infinitesimal numbers

The probability that  $\text{rand}(D)$  lies in the interval  $[x - r\epsilon^n, x + r\epsilon^n]$ :

$$\text{probability}(D, \text{Interval}(x, r\epsilon^n)) = \begin{cases} \text{cdf}(D, x + \frac{1}{2}r) - \text{cdf}(D, x - \frac{1}{2}r) & \text{if } n = 0 \\ \text{pdf}(D, x) \cdot r\epsilon^n & \text{if } n > 0 \end{cases}$$

## Infinitesimal numbers

The probability that  $\text{rand}(D)$  lies in the interval  $[x - r\epsilon^n, x + r\epsilon^n]$ :

$$\text{probability}(D, \text{Interval}(x, r\epsilon^n)) = \begin{cases} \text{cdf}(D, x + \frac{1}{2}r) - \text{cdf}(D, x - \frac{1}{2}r) & \text{if } n = 0 \\ \text{pdf}(D, x) \cdot r\epsilon^n & \text{if } n > 0 \end{cases}$$

**Infinitesimals unify cdf and pdf!**

## Correctness properties

### **Consistency with existing probabilistic programming languages:**

`observe(D, Interval(x, eps))` gives the same result as `observe(D, x)` outside conditionals

## Correctness properties

### Consistency with existing probabilistic programming languages:

`observe(D, Interval(x, eps))` gives the same result as `observe(D, x)` outside conditionals

### Consistency with non-zero width intervals:

`observe(D, Interval(x, eps))` gives the same result as `observe(D, Interval(x, width))`  
and then taking the limit  $\text{width} \rightarrow 0$

## Theorem

*If  $f(x)$  is given by a “probability expression” and  $f(\epsilon) = r\epsilon^n$ , then  $\lim_{x \rightarrow 0} \frac{f(x)}{x^n} = r$ .*

## Correctness properties

### Consistency with existing probabilistic programming languages:

`observe(D, Interval(x, eps))` gives the same result as `observe(D, x)` outside conditionals

### Consistency with non-zero width intervals:

`observe(D, Interval(x, eps))` gives the same result as `observe(D, Interval(x, width))`  
and then taking the limit  $\text{width} \rightarrow 0$

## Theorem

If  $f(x)$  is given by a “probability expression” and  $f(\epsilon) = r\epsilon^n$ , then  $\lim_{x \rightarrow 0} \frac{f(x)}{x^n} = r$ .

## Definition

We say that  $f(x)$  is a “probability expression” in the variable  $x$  if  $f(x)$  is defined using the operations  $+$ ,  $-$ ,  $\cdot$ ,  $/$ , constants, and `probability(D, Interval(s, rx))` where  $r, s \in \mathbb{R}$  are constants, and  $D$  is a probability distribution with differentiable cdf.

**Importance sampling computes a probability expression.**

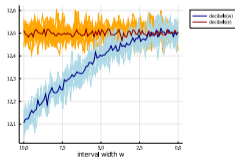
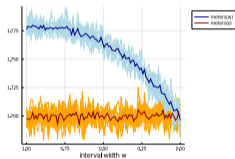
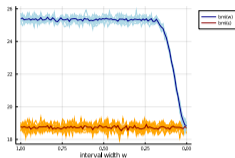
# Infinitesimal numbers

## Example programs:

```
function bmi(width){
  h = rand(Normal(1.70, 0.2))
  w = rand(Normal(70, 30))
  if (flip(0.5)){
    observe(Normal(2.0,0.1), Interval(h,10*width))
  } else {
    observe(Normal(90,5), Interval(w,width))
  }
  return w / h^2
}
```

```
function meters(width){
  h = rand(Normal(1.7,0.5))
  if (flip(0.5)){
    observe(Normal(2.0,0.1), Interval(h,width))
  }
  return h
}
```

```
function decibels(width){
  x = rand(Normal(10,5))
  observe(Normal(15,5), Interval(x,width))
  return x
}
```



**Theorem works:** we can condition on events of measure zero without paradoxes

## Parameter transformations

**The factor in front of  $\epsilon$  allows us to do parameter transformations correctly:**

A function  $f$  maps  $\text{Interval}(x, \epsilon)$  to  $\text{Interval}(f(x), f'(x)\epsilon)$ .

## Parameter transformations

The factor in front of  $\epsilon$  allows us to do parameter transformations correctly:

A function  $f$  maps  $\text{Interval}(x, \epsilon)$  to  $\text{Interval}(f(x), f'(x)\epsilon)$ .

**Original program:**

```
h = rand(Normal(1.7, 0.5))
observe(Normal(1.8, 0.5),
       Interval(h, eps))
return h
```

**Answer:** 1.75



## Parameter transformations

The factor in front of  $\epsilon$  allows us to do parameter transformations correctly:

A function  $f$  maps  $\text{Interval}(x, \epsilon)$  to  $\text{Interval}(f(x), f'(x)\epsilon)$ .

**Original program:**

```
h = rand(Normal(1.7,0.5))
observe(Normal(1.8,0.5),
       Interval(h,eps))
return h
```

**Answer:** 1.75

**Logarithmic ruler program:**

```
H = rand(LogNormal(1.7,0.5))
observe(LogNormal(1.8,0.5),
       Interval(H,H*eps))
return log(H)
```

**Answer:** 1.75

**Same output**  $\implies$  parameter transformation correctly applied

## Parameter transformations

**Language support for parameter transformations**  $f : \mathbb{R} \rightarrow \mathbb{R}$ .

- ▶ Define  $f(D)$  for distributions by defining rand, pdf, cdf of  $f(D)$
- ▶ Define  $f(I)$  for finite width intervals and infinitesimal width intervals

Requires that  $f$  is monotone and differentiable.

**Original program:**

```
observe (Normal (1.8, 0.5),  
        Interval (h, eps))
```

**Answer:** 1.75

## Parameter transformations

**Language support for parameter transformations**  $f : \mathbb{R} \rightarrow \mathbb{R}$ .

- ▶ Define  $f(D)$  for distributions by defining rand, pdf, cdf of  $f(D)$
- ▶ Define  $f(I)$  for finite width intervals and infinitesimal width intervals

Requires that  $f$  is monotone and differentiable.

**Original program:**

```
observe (Normal (1.8, 0.5),  
        Interval (h, eps))
```

**Answer:** 1.75

**Logarithmic ruler program:**

```
observe (exp (Normal (1.8, 0.5)),  
        exp (Interval (h, eps)))
```

**Answer:** 1.75

## Parameter transformations

**Language support for parameter transformations**  $f : \mathbb{R} \rightarrow \mathbb{R}$ .

- ▶ Define  $f(D)$  for distributions by defining rand, pdf, cdf of  $f(D)$
- ▶ Define  $f(I)$  for finite width intervals and infinitesimal width intervals

Requires that  $f$  is monotone and differentiable.

**Original program:**

```
observe (Normal (1.8, 0.5),  
        Interval (h, eps))
```

**Answer:** 1.75

**Logarithmic ruler program:**

```
observe (exp (Normal (1.8, 0.5)),  
        exp (Interval (h, eps)))
```

**Answer:** 1.75

**In general:**  $\text{observe}(f(D), f(I)) \equiv \text{observe}(D, I)$

$\implies$  **programs are invariant under parameter transformations**

## Recap

- ▶ Paradoxical behaviour: seemingly equivalent probabilistic programs give different outputs
- ▶ Root of the problem: conditioning on measure-zero events is ambiguous
- ▶ Solution: condition on intervals
- ▶ Restores rejection sampling as ground truth semantics
- ▶ Model measure-zero events as a limit, computed using infinitesimal arithmetic
- ▶ Semantics of `observe(D, Interval(x, eps))` agrees with the old `observe(D, x)` in most cases
- ▶ Programs are now invariant under parameter transformations
- ▶ Implementation in Julia

# Comments or questions?

julesjacobs@gmail.com

These slides: [julesjacobs.com/slides/measurezero.pdf](http://julesjacobs.com/slides/measurezero.pdf)

*Acknowledgements* I thank Sriram Sankaranarayanan and the anonymous POPL reviewers for their outstanding feedback. I'm grateful to Ike Mulder, Arjen Rouvoet, Paolo Giarrusso, Dongho Lee, Ahmad Salim Al-Sibahi, Sam Staton, Christian Weilbach, and Robbert Krebbers for help, inspiration, and discussions.